

# Slide Rail Quick Manual

18吋短导轨快速安装手册 18吋短滑軌快速安裝手冊  
18英寸奥行スライドレール快速搭載マニュアル

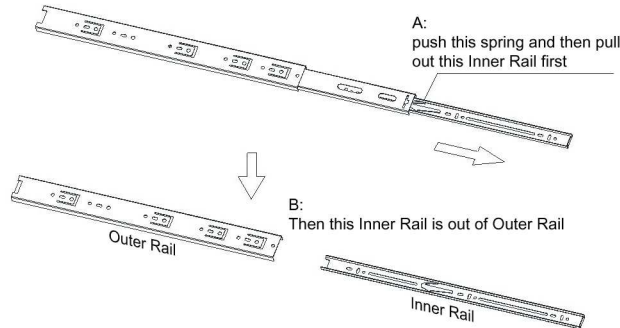
**NJ-2020-18 3-travel universal slide rail**  
Slide rail depth at minimum 456.70mm and maximum at 810mm while fixing the L brackets with slide rail



## Major Mechanism / 滑軌主要結構 / 主なレール筐体

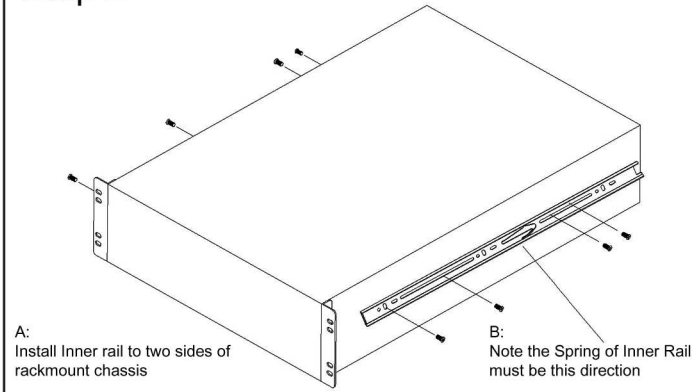
### Step 1

All 1U 2U 3U 4U chassis compatible design

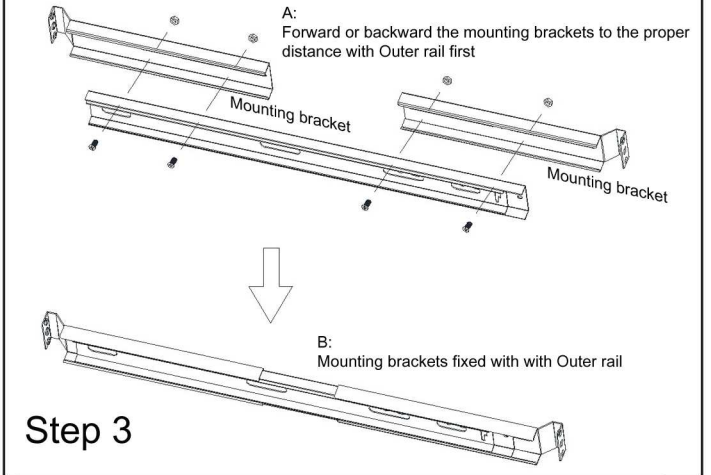


## Inner Rail to two sides / シャーシ側面へのレール搭載

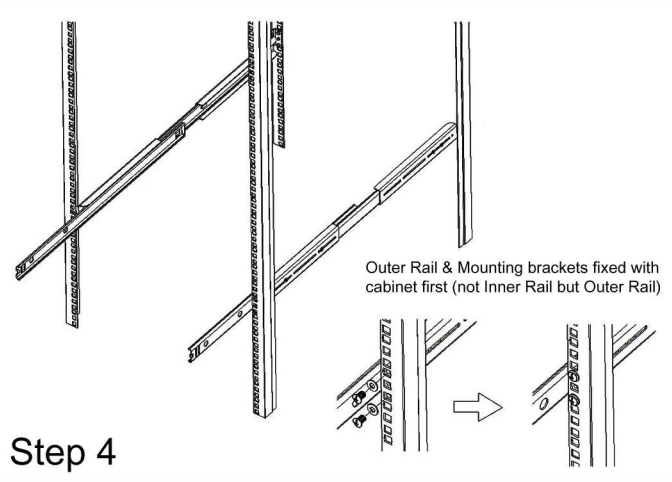
### Step 2



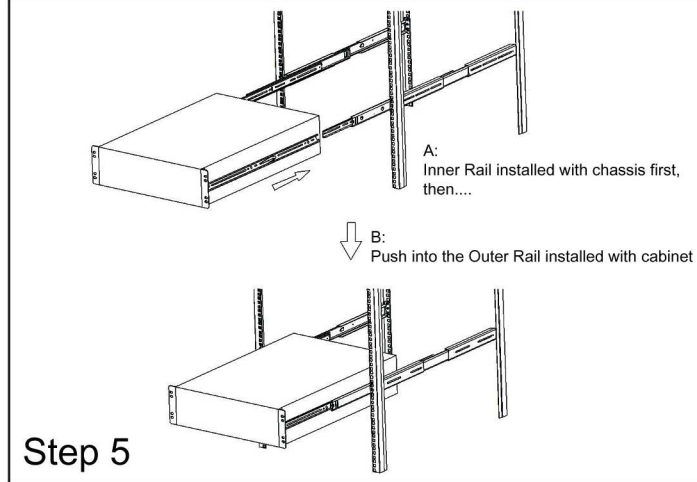
## Assembly / スライドレールの組立



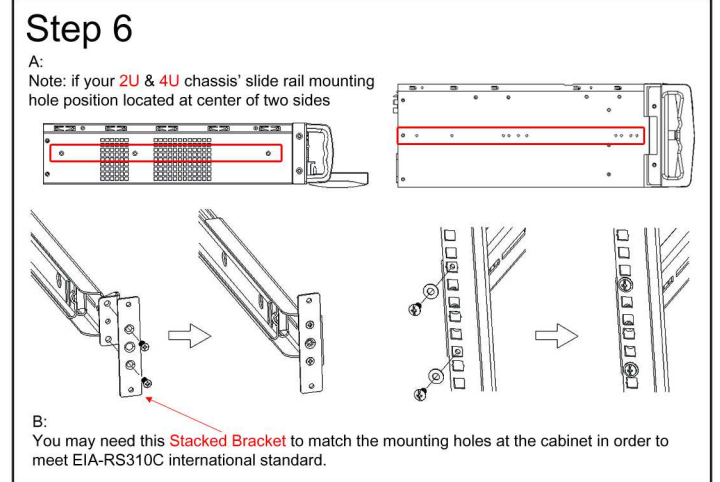
## Outer Rail fixed with cabinet / キャビネットと装着する



## Inner Rail slide-in to Outer Rail / 外部レールと内側レール



## Stacked Bracket / EIA-RS310C墊片 / EIA-RS310C金具



**Global 3 years warranty**

IPC China Corporation Copyright reserved©  
Without official document authorized, any commercial behaviors including design and photo are prohibited